


Industrialisation et conséquences socio-économiques dans trois régions alpines: Valais, Tessin, Valteline (1850-1930)

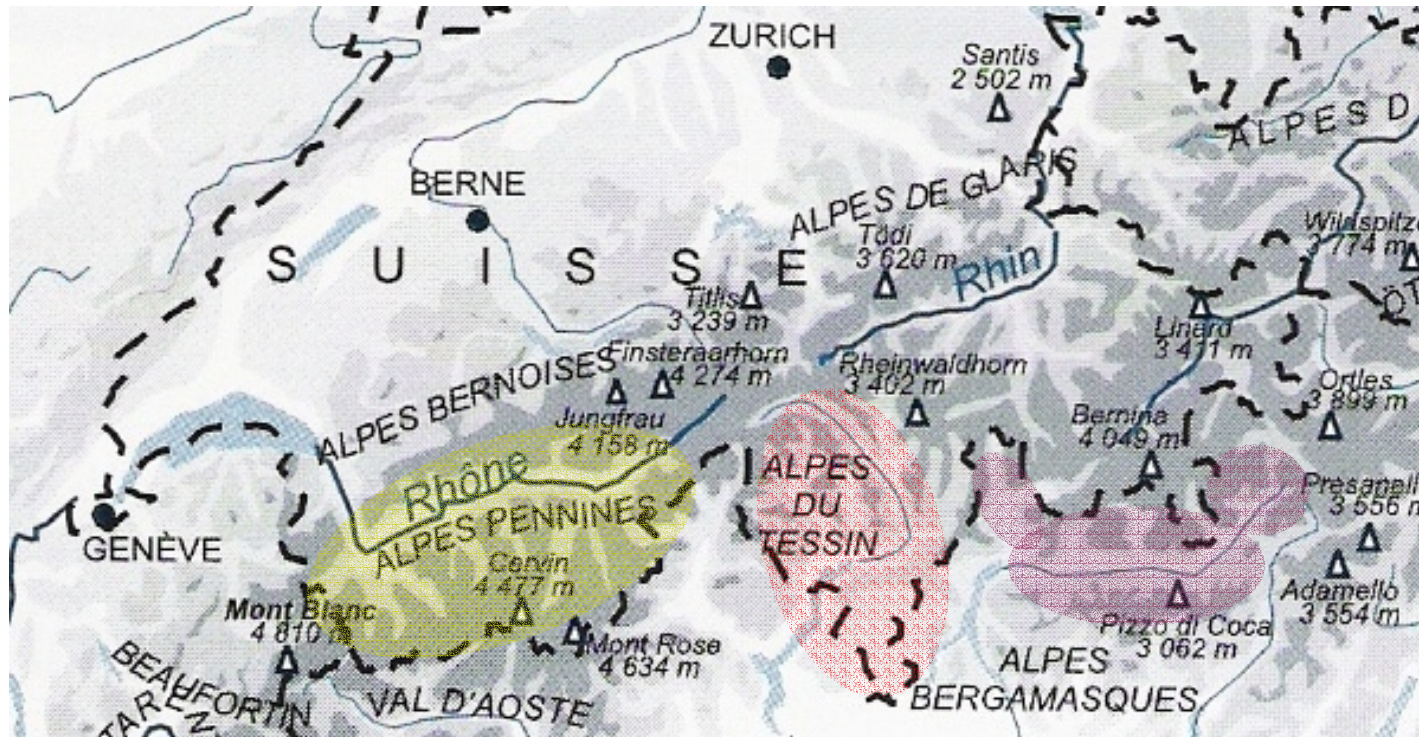
Semaine alpine 2008, « Innover (dans) les Alpes »
L'Argentière-La-Bessée, 11-14 juin 2008

Luigi Lorenzetti
Laboratorio di storia delle Alpi,
Università della Svizzera italiana, Mendrisio
www.arch.unisi.ch/labisalp

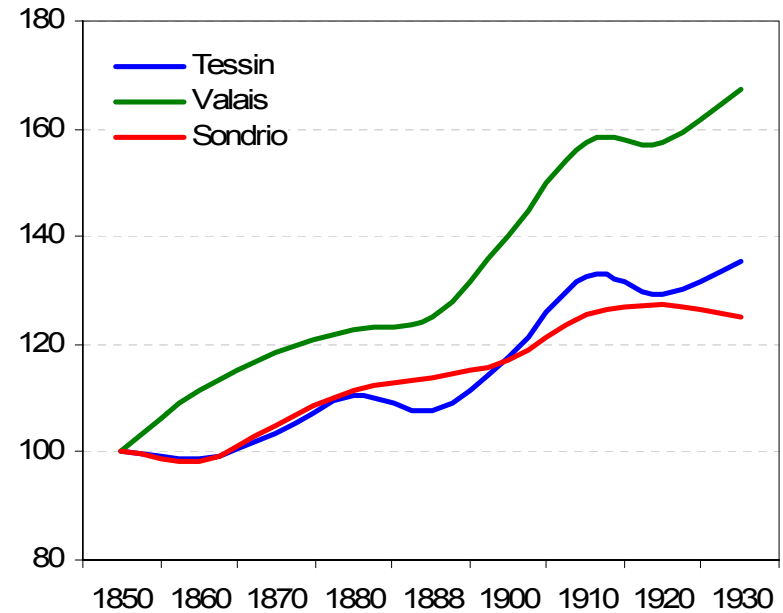
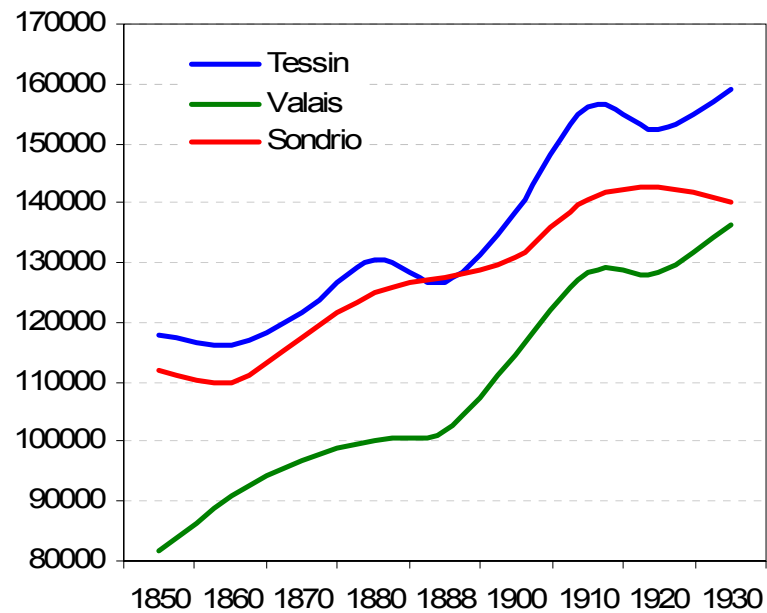




Valais, Tessin, Sondrio (Valtelline)



Demographic evolution, Wallis, Ticino, Sondrio, 1850-1930



Industrial workers and proportions of factory employment compared with employments in secondary sector. Wallais, Ticino, Sondrio



	Ouvriers VS	Ouvriers TI	Ouvriers SO	Fabr./Sect. II VS (%)	Fabr./Sect. II TI (%)	Fabr./Sect. II SO (%)
env. 1890	363	2750	1309	6.8	13.7	25.2
env. 1900	989	4982	2178	9.8	21.0	31.1
env. 1910	2924	7690	2864	21.0	30.6	26.5*
env. 1920	4100	6900	3400	37.8	27.1	31.8
env. 1930	5716	8541	4070	41.9	28.3	33.4



Percentage of women employments in factory of Wallis, Ticino and Sondrio

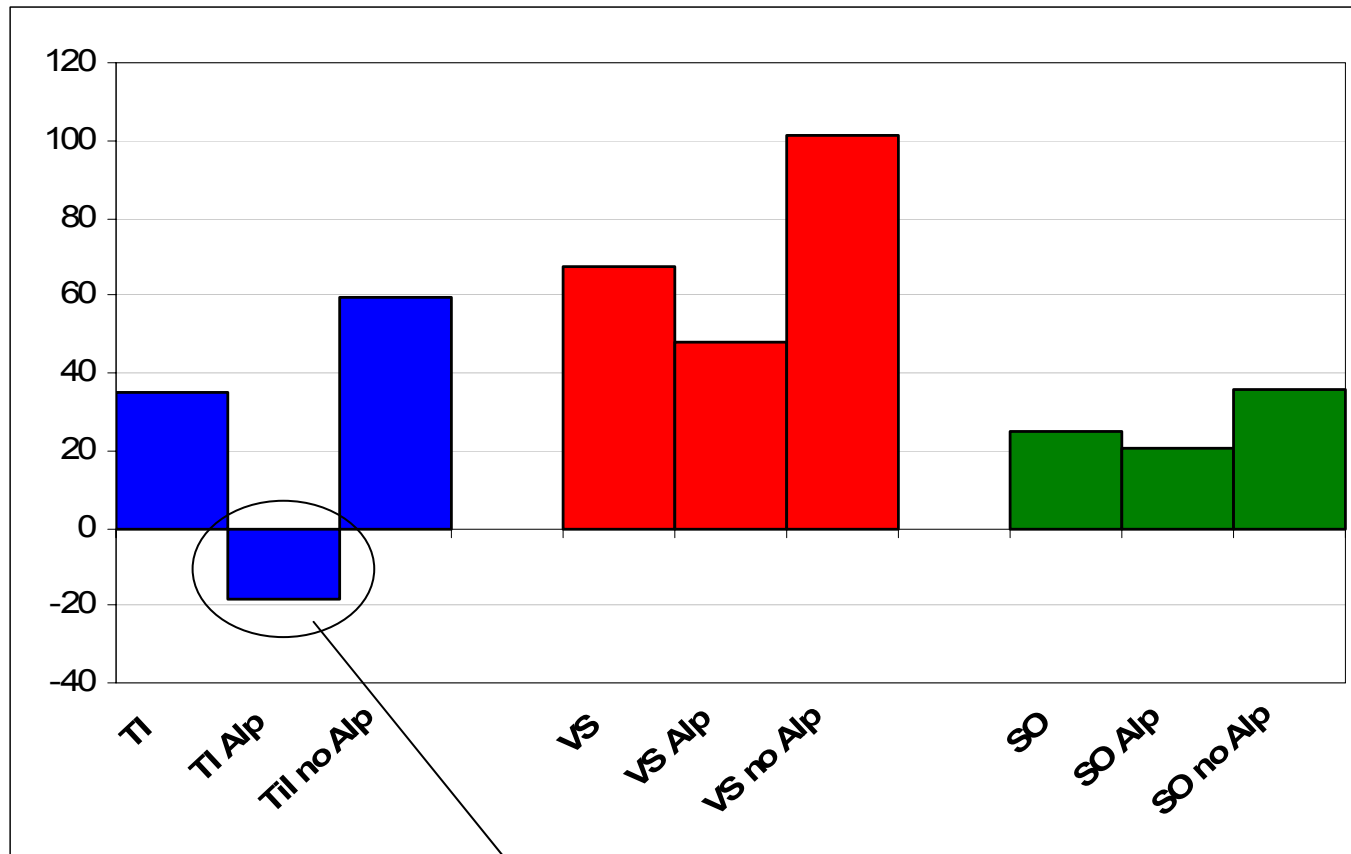
	Valais	Tessin	Sondrio
Env. 1890	40.8	77.6	-
Env. 1900	18.9	48.3	57.6
Env. 1910	11.8	48,0	35.4
Env. 1920	3.0	49.0	-
Env. 1930	7.0	49.2	42.0



Cumulated population in the four quartiles. Wallis, Ticino and Sondrio, 1850, 1930 (in %)

	Valais			Tessin			Sondrio	
	1850	1930		1850	1930		1850	1930
Q1	6.1	5.3		8.8	5.1		7.2	6.8
Q2	18.5	16.2		23.7	15.4		23.0	22.6
Q3	39.6	37.2		45.8	33.0		48.0	47.0
Q4	100.0	100.0		100.0	100.0		100.0	100.0

Demographic evolution in the community of Wallis, Ticino and Sondrio according their altitude (plain/mountain)



Croissance négative

Pourcent d'emplois dans le secondaire et pourcent d'individus résidents nés hors des frontières cantonales. Districts du Valais (n=13) et du Tessin (n=8), 1910

